


## At-Home Reading and Spelling Practice Handout

(click [link](#) or image to download)



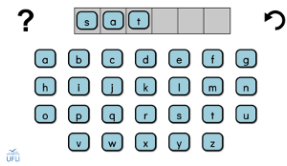
## Blendable Sounds Video

(click [link](#) or image to watch video)



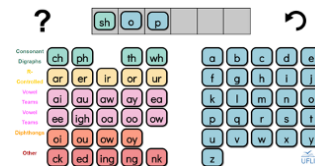
## Beginner Word Work Mat App

<https://bit.ly/WordWorkMat1>



## Intermediate Word Work Mat App

<https://bit.ly/WordWorkMat2>



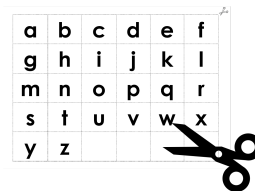
## Instructions for Word Work Mat App Tablet Use

(click [link](#) or image to download)




## Printable Letter Tiles

(click [link](#) or image to download)




## Science of Reading Video

(click [link](#) or image to watch video)



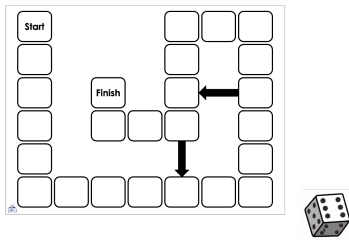
## Weekly Home Practice Guide

(click [link](#) or image to download)



### Board Game Templates

(click [link](#) or image to download)



### Reading A-Z Decodable Book Lists

(click link to download)

[Kindergarten](#)

[First Grade](#)

[Second Grade](#)

**UFLI Toolbox Site:** <https://ufl.education.ufl.edu/foundations/toolbox/>

### Accessing Decodable Books

#### UFLI Decodable Book Alignment Chart

This document lists book series available for purchase in alignment with the UFLI curriculum

[UFLI Foundations Decodable Text G...](#)

#### FlyLeaf Free Online Decodables



<https://portal.flyleafpublishing.com/learners-resources/>

FlyLeaf is a decodable book company. They offer select books at each level for free on their website. Sort based on the area your child is working on in school.

<https://literacylearn.com/free-decodable-readers/>

This blog post has dozens of links to free decodable book series available online.

[Books for Early Readers-Parents.pdf](#)

<div style="text-align: center; background-color: #00AEEF; color: white; padding: 5px; margin-bottom: 10px;">Part 3: Compound Words</div> 	<p style="text-align: center; margin-top: 20px;"><u>Listening to Your Child Read Aloud</u></p> <p><b>Handling errors:</b>  <b>Always</b> use these prompts:          1. "Look at <b>all</b> of the letters."          2. "Say the sounds. What's the word?"          3. "Does it make sense?" (Ask your child to read the sentence again.)</p> <p><b>Avoid</b> asking/saying as your <i>first</i> prompts:          1. "Look at the picture."          2. "Does it make sense?"          3. "Look at the first sound. What makes sense?"</p>									
<div style="text-align: center; margin-bottom: 10px;">  <p><b>Weekly Reading and Spelling Home Practice Guide</b></p> </div> <p>This school year, your child's teacher will be using the UFLI Foundations program for reading and spelling instruction. Your child will be learning <b>new concepts</b> (sounds and letter patterns) to build their skills in <b>reading and spelling words</b>. The UFLI Foundations program includes Home Practice sheets to help families support their child's learning at home. This is a guide for how to use these UFLI Foundations Home Practice sheets.</p> <table border="1" style="width: 100%; border-collapse: collapse; margin-top: 10px;"> <thead> <tr> <th style="width: 25%;">New Concept and Sample Words</th> <th></th> </tr> </thead> <tbody> <tr> <td style="text-align: center;"><b>sh</b></td> <td rowspan="6" style="font-size: small; padding: 5px;">                     The Home Practice sheet will have the new concept listed at the top with a list of <b>sample words</b> for each concept. Instead of having your child memorize these words, use them to help your child practice applying what they have learned about letters and sounds. To <b>read words</b>, your child should say the sound for each letter or letter combination (d-i-sh) and then blend the sounds to read the word (dish). To <b>spell words</b>, your child should break the word into sounds and write the letter or letter combination for each sound.                 </td> </tr> <tr> <td style="text-align: center;">shop</td> </tr> <tr> <td style="text-align: center;">shin</td> </tr> <tr> <td style="text-align: center;">dish</td> </tr> <tr> <td style="text-align: center;">lash</td> </tr> <tr> <td style="text-align: center;">crush</td> </tr> </tbody> </table>	New Concept and Sample Words		<b>sh</b>	The Home Practice sheet will have the new concept listed at the top with a list of <b>sample words</b> for each concept. Instead of having your child memorize these words, use them to help your child practice applying what they have learned about letters and sounds. To <b>read words</b> , your child should say the sound for each letter or letter combination (d-i-sh) and then blend the sounds to read the word (dish). To <b>spell words</b> , your child should break the word into sounds and write the letter or letter combination for each sound.	shop	shin	dish	lash	crush	
New Concept and Sample Words										
<b>sh</b>	The Home Practice sheet will have the new concept listed at the top with a list of <b>sample words</b> for each concept. Instead of having your child memorize these words, use them to help your child practice applying what they have learned about letters and sounds. To <b>read words</b> , your child should say the sound for each letter or letter combination (d-i-sh) and then blend the sounds to read the word (dish). To <b>spell words</b> , your child should break the word into sounds and write the letter or letter combination for each sound.									
shop										
shin										
dish										
lash										
crush										
<p style="font-size: 1.2em; color: #00AEEF; text-decoration: underline;"><b>Home Support Guide</b></p>										